

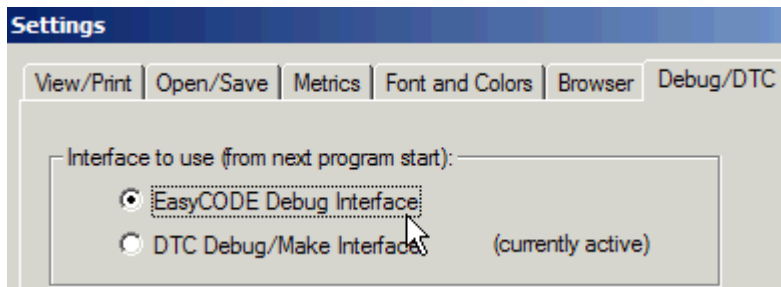
## KEIL $\mu$ VISION Integration without DTC-Interface

### **Requirement:**

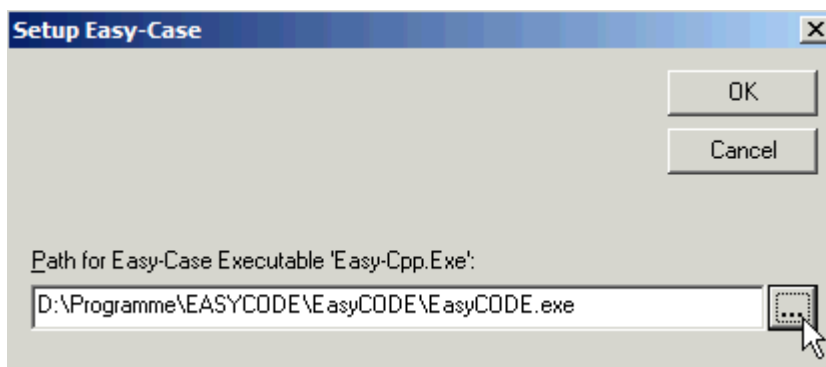
EasyCODE V7.x und KEIL  $\mu$ VISION2 must be installed successfully on your computer. You have the file "KEIL.reg" from EasyCODEs website or this CD-ROM.

### **Configuration and use:**

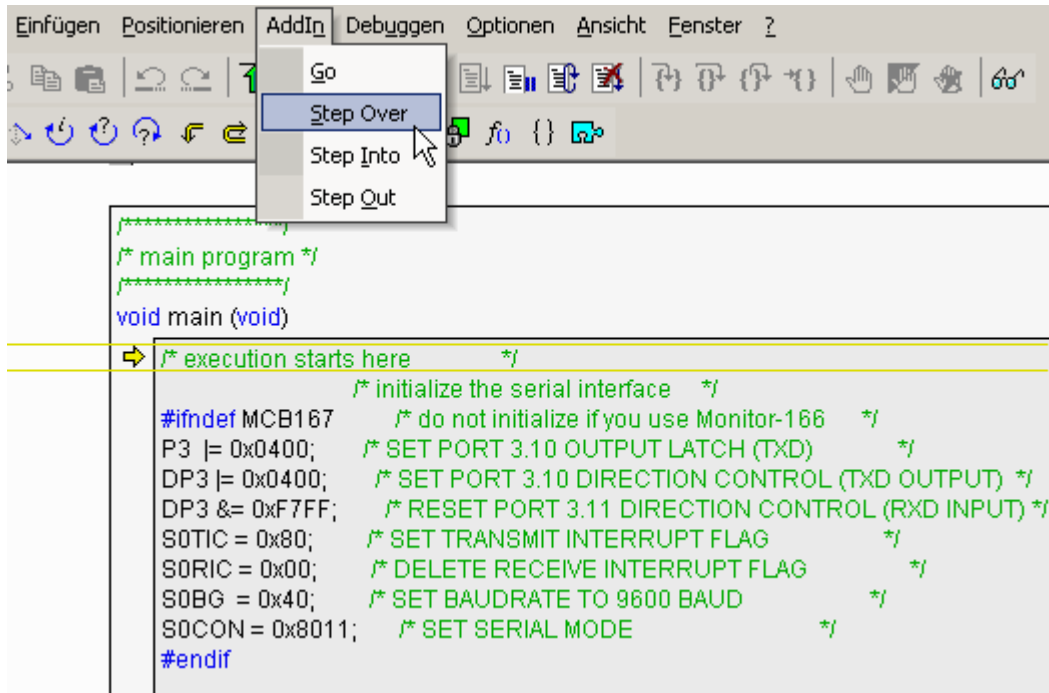
1. Install „KEIL.reg“ on your computer. It’s a registry update, so you must have the right editing your registry. Please ask your System Administrator to update your system, if you have just normal user rights. A message box tells you if the update has been installed with success.
2. Run the EasyCODE Editor, open any file and go to the Menu item „Options\Settings“. Select the Tab „Debug/DTC“ and check the „EasyCODE Debug Interface“ box. Click OK and restart the Editor to take changes effect.



3. Run Keil  $\mu$ Vision2 and go to the menu item „Tools“. Choose „Setup Easy-Case and enter the command line to EasyCODE. Usually C:\Programfiles\EasyCODE\EasyCODE\EasyCODE.exe.



4. Close EasyCODE und  $\mu$ Vision2 and restart  $\mu$ Vision2. The „Tools“ menu contains two new entries. „Start/Stop EasyCODE“ and „X:\path\filename“. In EasyCODE V7 you find a new item „ $\mu$ Vision2“ in the toolbar. If you click on „X:\path\filename“ in  $\mu$ Vision2 the item „ $\mu$ Vision2“ changes to „Add-In“ and the item „Debug“ has become active and the KEIL  $\mu$ Vision2 debug menu is overtaken to run the debugger directly on the structured chart. For easy navigation the current line will be highlighted by a yellow frame and an arrow.



We would recommend that you update your  $\mu$ VISION license to benefit from the new DTC-Interface, which is much more powerful and comfortable.

Please contact EASYCODEs support team if you have any questions or problems with this integration or the Editor. For questions about  $\mu$ VISION you are welcome at KEIL.

**Contact:**

**EASYCODE GmbH**

Loewenberger Straße 50  
D-90475 Nuernberg

phone: 0049-911-99 840-60  
fax: 0049-911-99 840-97  
e-mail: [info@easycode.de](mailto:info@easycode.de)  
[support@easycode.de](mailto:support@easycode.de)